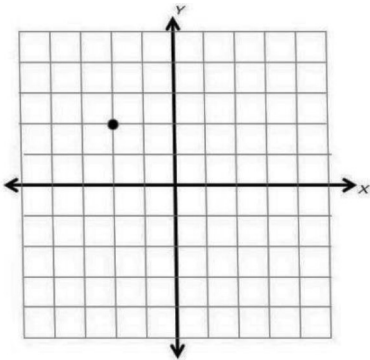


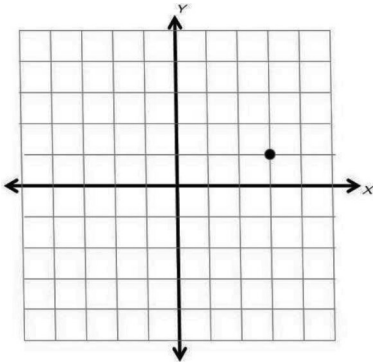
Transformations: Make Two Moves

Draw the diagram in blue pencil after making the first move. Then start with the new image (in blue) to make the second move (Transformation). Draw the final image in red colored pencil after making the second move.

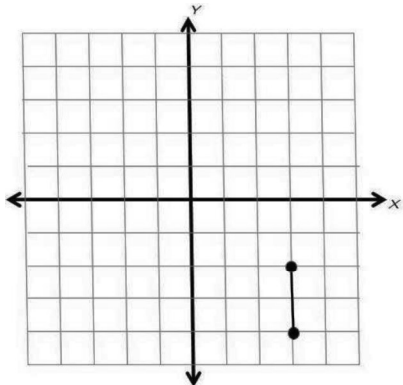
1. Move 1: Translate 3 units right.
Move 2: Reflect over the x-axis.



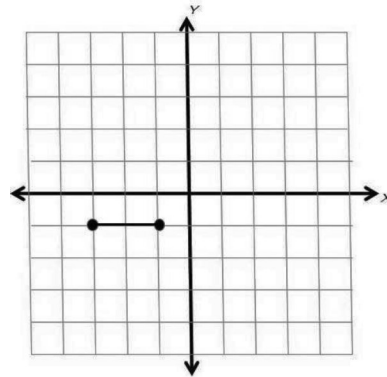
2. Move 1: Reflect over the y-axis.
Move 2: Translate 3 units up.



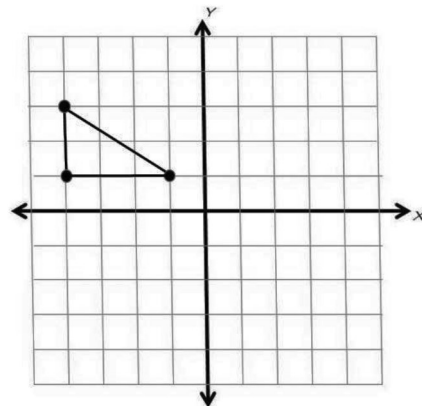
3. Move 1: Rotate 90° counterclockwise around the origin
Move 2: Reflect over the y-axis.



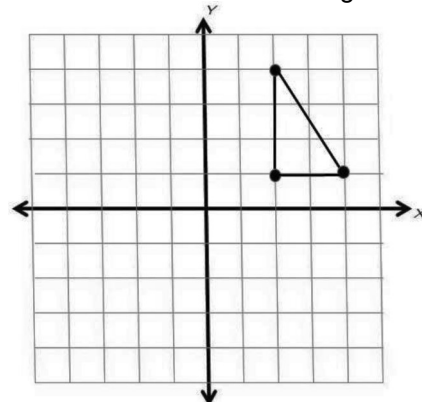
4. Move 1: Rotate 180° clockwise around the origin.
Move 2: Reflect over the x-axis.



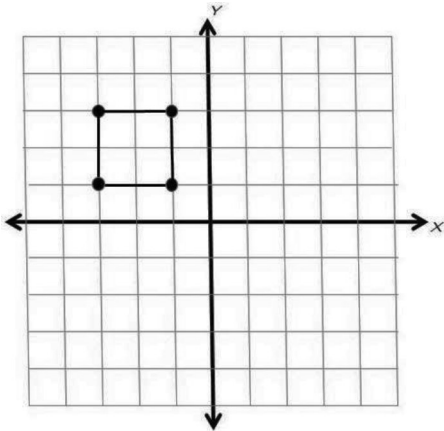
5. Move 1: Translate 5 units right and 1 unit up.
Move 2: Rotate 90° clockwise around the origin.



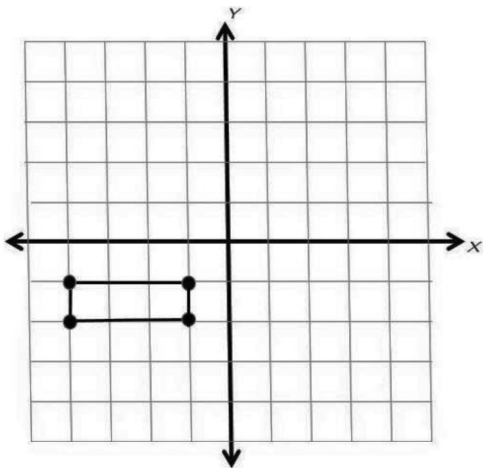
6. Move 1: Reflect over the y-axis.
Move 2: Translate 3 units right and 1 unit down.



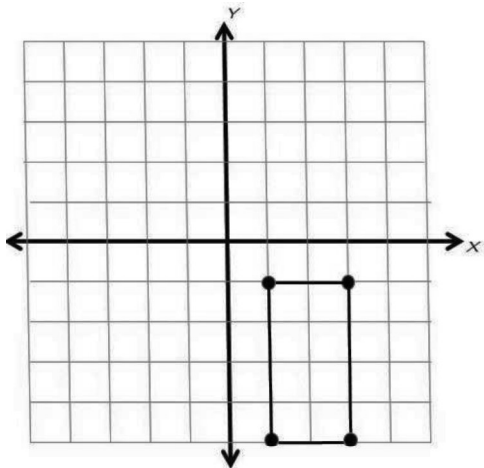
7. Move 1: Rotate 90° clockwise around the origin.
Move 2: Translate 2 units right and 3 unit down,



8. Move 1: Rotate 90° counterclockwise around the origin.
Move 2: Reflect over the x-axis.



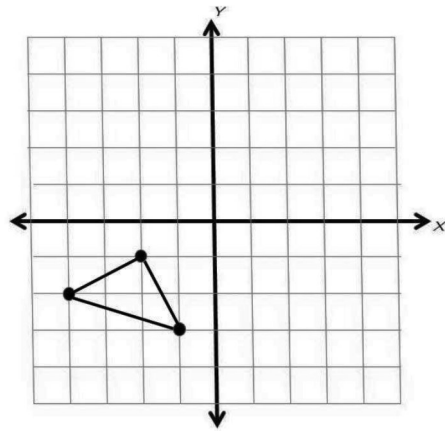
9. Move 1: Rotate 270° clockwise around the origin.
Move 2: Reflect over the y-axis.



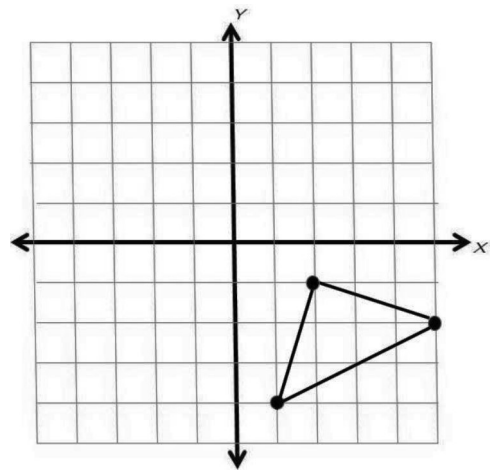
List the coordinates of the last image:

(,) (,) (,) (,)

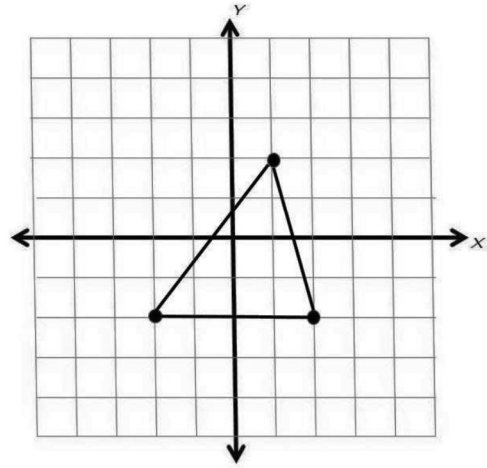
10. Move 1: Reflect over the y-axis.
Move 2: Translate 3 units up.



11. Move 1: Reflect over the x-axis.
Move 2: Reflect over the y-axis.



12. Move 1: Translate 3 units right and 3 unit up
Move 2: Reflect over the y-axis.



List the coordinates of the last image:

(,) (,) (,)